

# Nevada Drug Overdose Surveillance Monthly Report

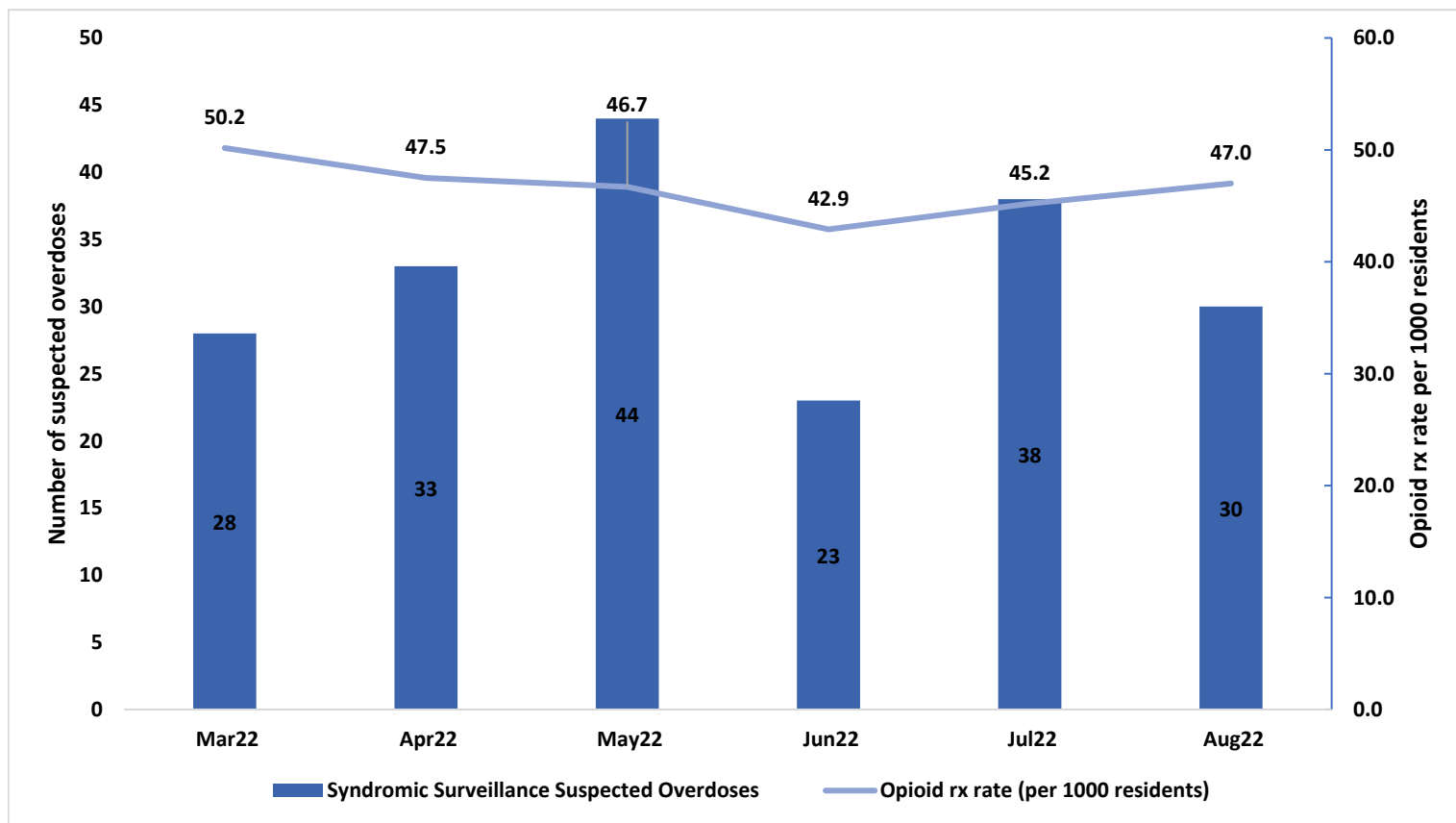
September 2022: *Northern Region*

The Centers for Disease Control and Prevention (CDC) Overdose Data to Action (OD2A) is a program that supports state, territorial, county, and city health departments in obtaining more comprehensive and timelier data on overdose morbidity and mortality. The program is meant to enhance opioid overdose surveillance, reporting, and dissemination efforts to better inform prevention and early intervention strategies. This monthly report contains information on overdose within the Northern Region counties (**Carson City, Storey, Douglas, Lyon, and Churchill**) in Nevada utilizing emergency department (ED) visits data from the National Syndromic Surveillance Program and data from the Prescription Drug Monitoring Program (PDMP) for the month of August 2022.

## Report Highlights:

- Suspected drug-related overdose ED visits rates have **decreased by 21%** from July 2022 to August 2022 in the Northern Region.
- Suspected drug-related overdose ED visit rates have **increased by 7%** from August 2021 to August 2022 in the Northern Region.
- Compared to last month, opioid prescriptions rates **increased by 4%** in August 2022 in the Northern region.
- Compared to last month, rates of co-prescriptions of opioids and benzodiazepines **increased by 7%** in August 2022 in the Northern region.

**Figure 1. Suspected drug overdoses from Syndromic Surveillance and prescription (Rx) opioid rates (per 1000 residents) in the Northern Region, March 2022 – August 2022**



### Technical Notes:

**Data Sources:** National Syndromic Surveillance Program is a near real-time method of categorizing visits to the ED across Nevada based on a patient's chief complaint and/or discharge diagnosis. The Prescription Drug Monitoring Program is a database of information regarding the controlled substance prescriptions that were dispensed to patients in Nevada.

**Case definitions:** For National Syndromic Surveillance Program, case definitions and queries for suspected all drug ED visits are created and provided by CDC and include chief complaint keywords and ICD-10-CM discharge diagnosis codes. Opioid prescriptions include any opioid analgesic controlled substance prescriptions dispensed, including schedule II, III, IV prescription opioids that are entered into the PDMP. Co-prescriptions of opioids and benzodiazepines are defined as those who received an opioid and benzodiazepine within the same month.

**Analysis:** ED visit counts with <5 counts for any month were not included. The opioid prescription rate for each month per 1000 residents is calculated based off of the estimated annual population for all of the counties in the region based off of State Demographer estimates, so rates calculated may vary slightly compared to other reports.

**Limitations:** Statewide, the National Syndromic Surveillance Program is estimated to capture visits from approximately 90-95% of Nevada emergency department facilities, and thus may underestimate the occurrence of overdoses across the state. Since not everyone who overdoses is able to make it to the ED, this report may underestimate the total overdose burden in the state. PDMP data show the number of prescriptions filled to Nevada residents, and does not capture whether the medications were taken as prescribed or taken by the prescribed patient. In addition, a person can be included for more than one prescription (not mutually exclusive).

Address questions/comments to Nevada OD2A's opioid epidemiologist, Shawn Thomas, MPH, at [shawnt@unr.edu](mailto:shawnt@unr.edu).

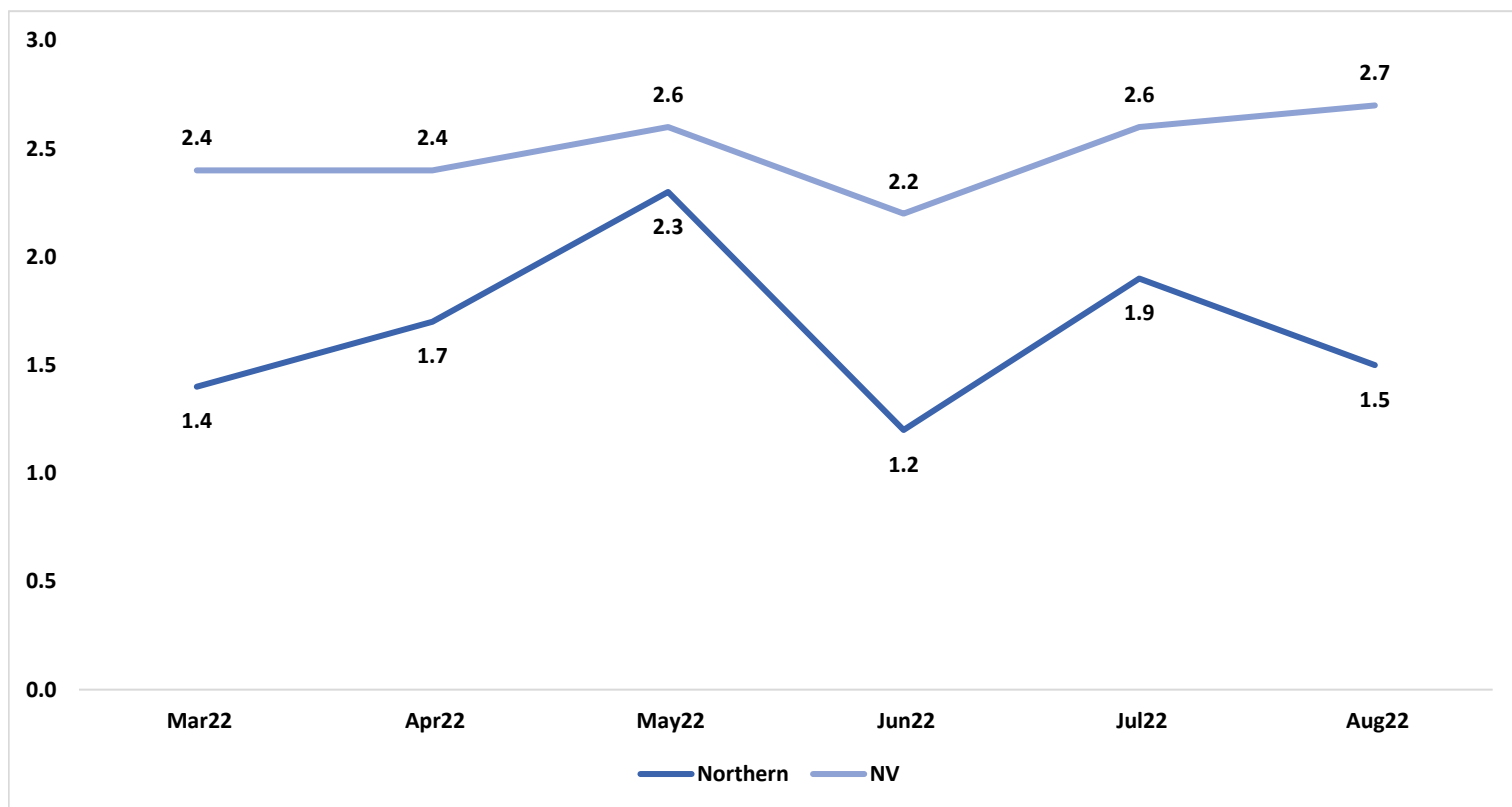
Please provide feedback about this report here: [Survey](#)

This publication was supported by the Nevada State Department of Health and Human Services through Grant Number NU17CE925001 from the Centers for Disease Control and Prevention. Its contents are solely the responsibility of the authors and do not necessarily represent the official views of the Department nor the Centers for Disease Control and Prevention.

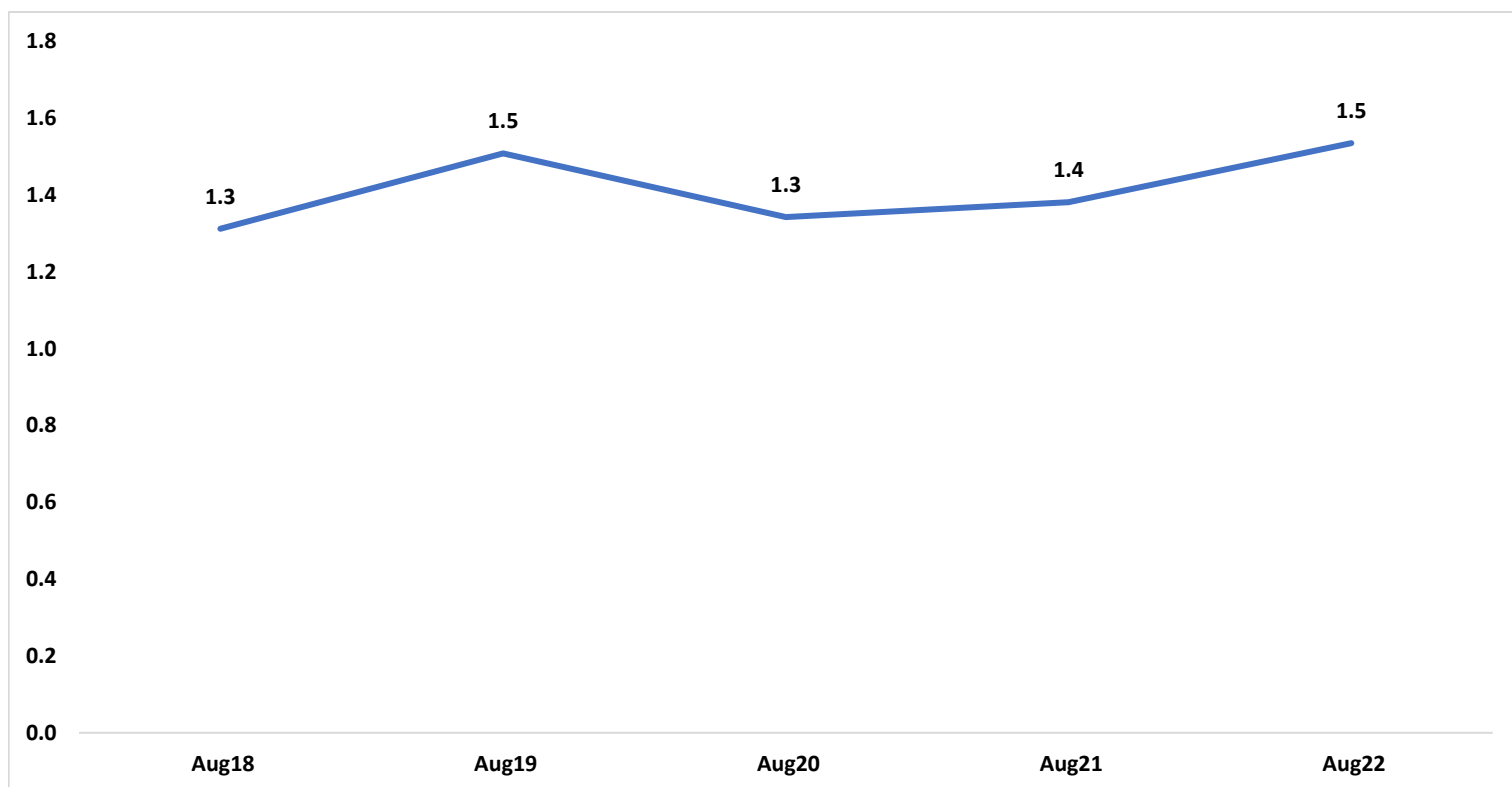


## I. Syndromic Surveillance:

**Figure 2. Monthly rates for suspected all drug-related overdose ED visits, NV vs Northern Region, March 2022 – August 2022 (per 10,000 population)**

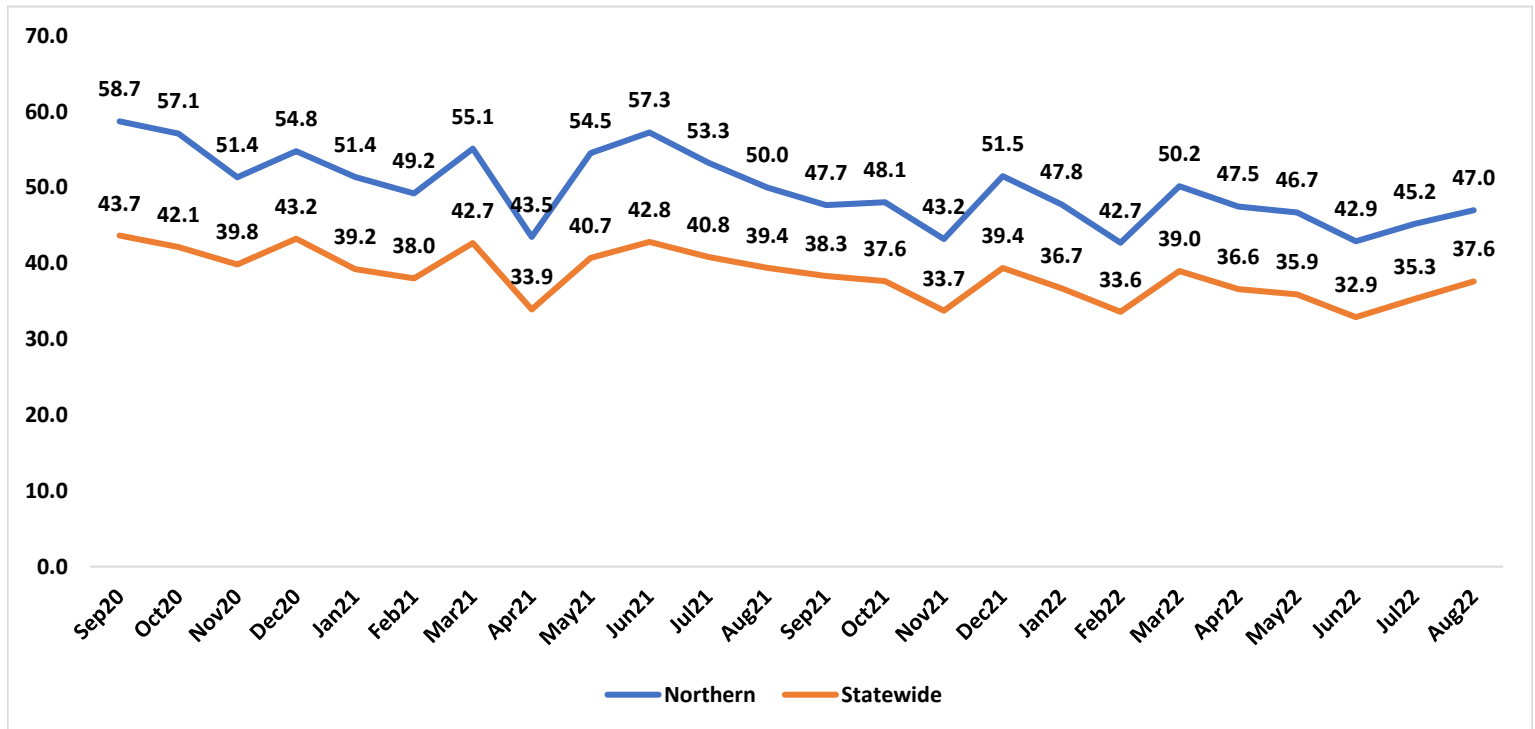


**Figure 3. Monthly rates for suspected all drug-related overdose ED visits in Northern Region, August 2018-2022 (per 10,000 population)**

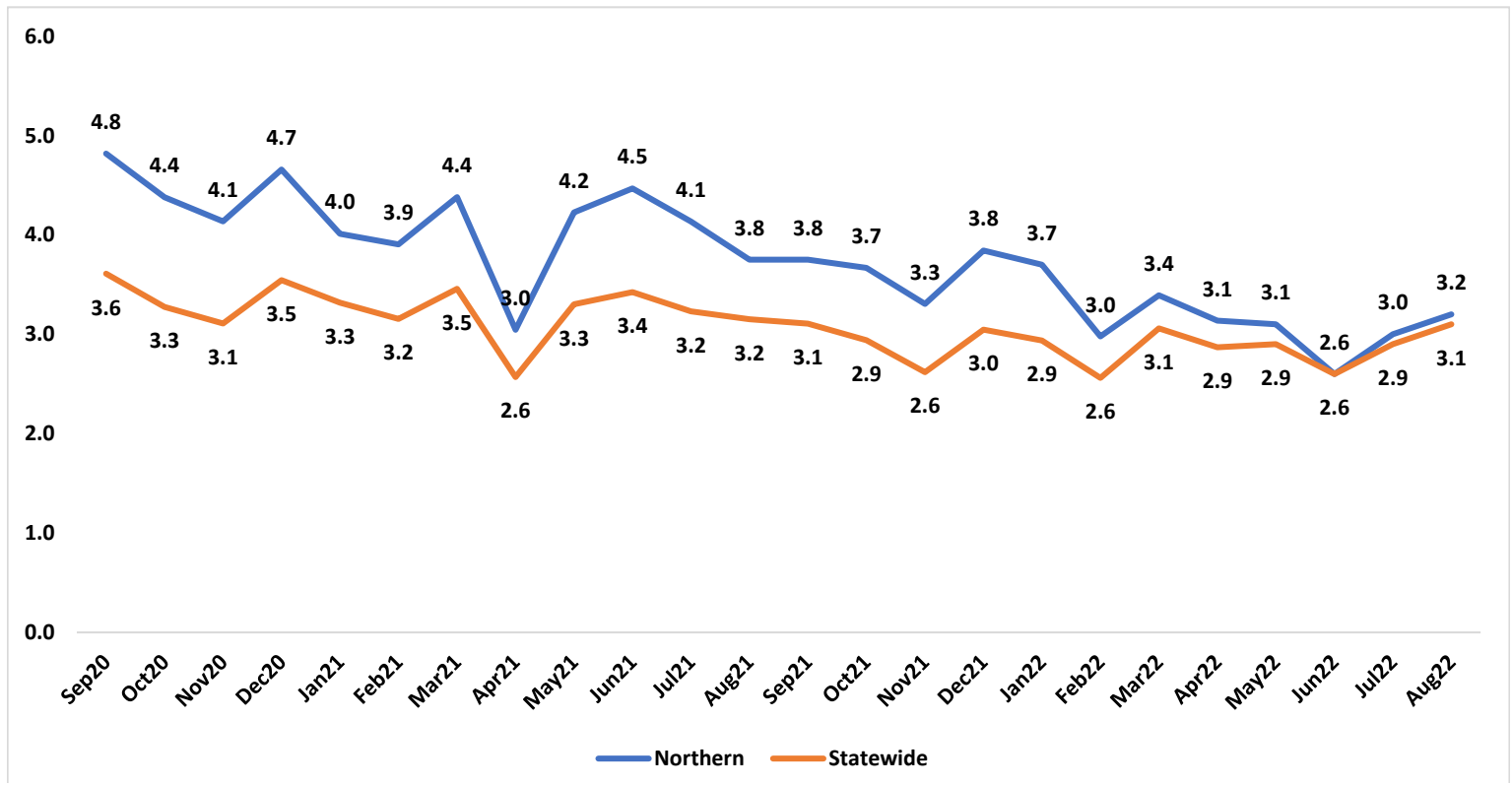


## II. Prescription Drug Monitoring Program:

**Figure 4. Monthly opioid prescription rates per 1000 residents in NV and Northern Region, September 2020-August 2022**



**Figure 5. Monthly rates of co-prescriptions of opioids and benzodiazepines per 1,000 residents in NV and Northern Region, September 2020-August 2022**



Address questions/comments to Nevada OD2A's opioid epidemiologist, Shawn Thomas, MPH, at [shawnt@unr.edu](mailto:shawnt@unr.edu).

Please provide feedback about this report here: [Survey](#)

This publication was supported by the Nevada State Department of Health and Human Services through Grant Number NU17CE925001 from the Centers for Disease Control and Prevention. Its contents are solely the responsibility of the authors and do not necessarily represent the official views of the Department nor the Centers for Disease Control and Prevention.

