

# Nevada State Unintentional Drug Overdose Reporting System

## Biannual Report - 2020

**Overview:** The Centers for Disease Control and Prevention (CDC) Overdose Data to Action (OD2A) is a program that supports state, territorial, county, and city health departments in obtaining more comprehensive and timelier data on overdose morbidity and mortality. The program is meant to enhance opioid overdose surveillance, reporting, and dissemination efforts to better inform prevention and early intervention strategies.

The information contained in this biannual report highlights **overdose mortality** within the state of Nevada utilizing the State Unintentional Drug Overdose Reporting System (SUDORS) for the period beginning *January 1, 2019 to June 30, 2019*.

**Data Source:** SUDORS uses death certificates and coroner/medical examiner reports (including post-mortem toxicology testing results) to capture detailed information on toxicology, death scene investigations, route of drug administration, and other risk factors that may be associated with a fatal overdose.

**Case Definitions:** A death that occurred in Nevada and was assigned any of the following ICD-10 underlying cause-of-death codes on the death certificate: X40-44 (unintentional drug poisoning) or Y10-Y14 (drug poisoning of undetermined intent); or a death classified as a drug overdose death by the Medical Examiner/Coroner.

**Limitations:** Data is delayed due to the time required to abstract data from multiple sources. Data completeness is dependent on information documented at time of death and therefore leads to large amounts of missing data.

**The report includes details on:**

Section 1: Demographic Characteristics of Cases

Section 2: Breakdown of Top Substances Listed on the Cause of Death

Section 3: Mental Health, Substance Use, and Institutionalization Prior to Death

Section 4: Appendix (containing complete tables for sections 1-3)

## Key Findings:

**There were 328 total drug overdose deaths reported in SUDORS from January 1, 2019 to June 30, 2019 in Nevada.**

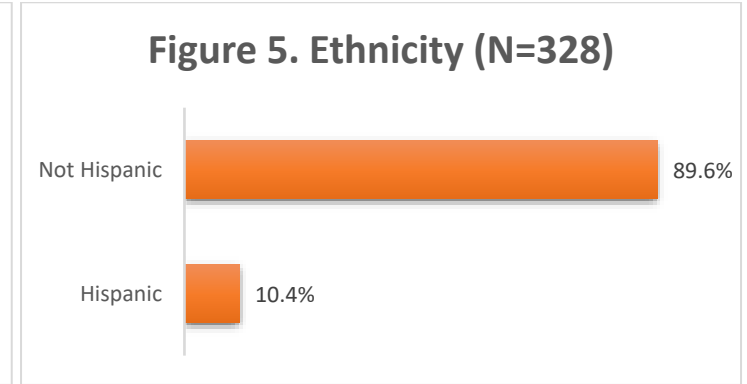
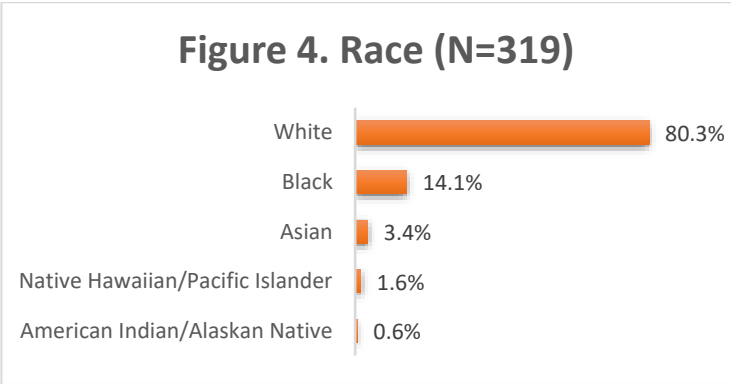
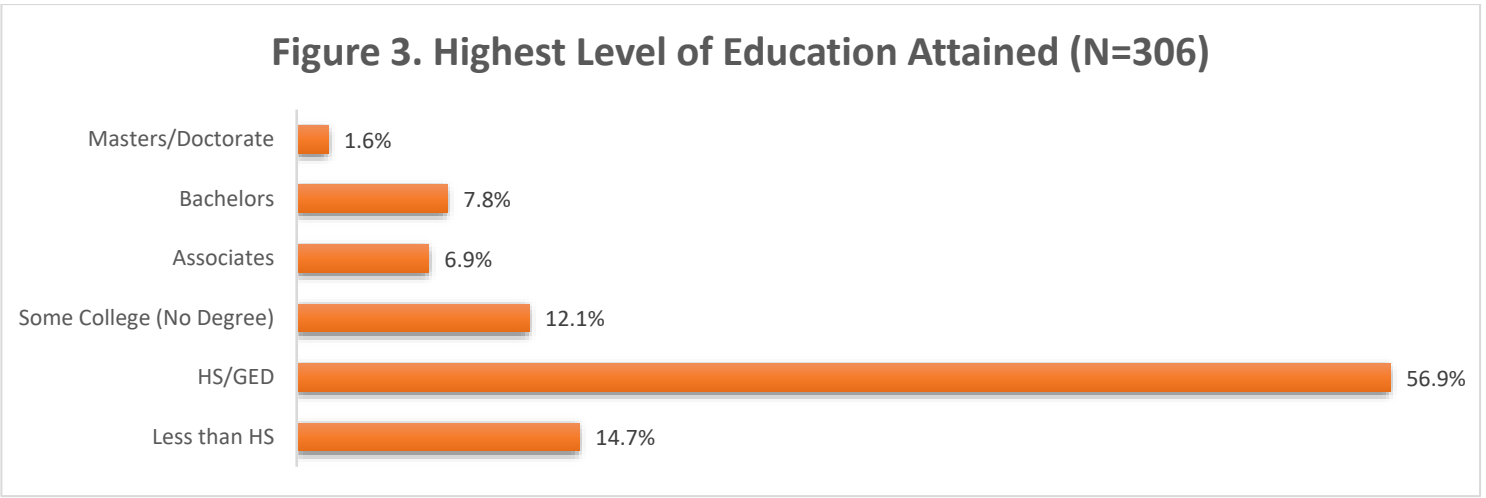
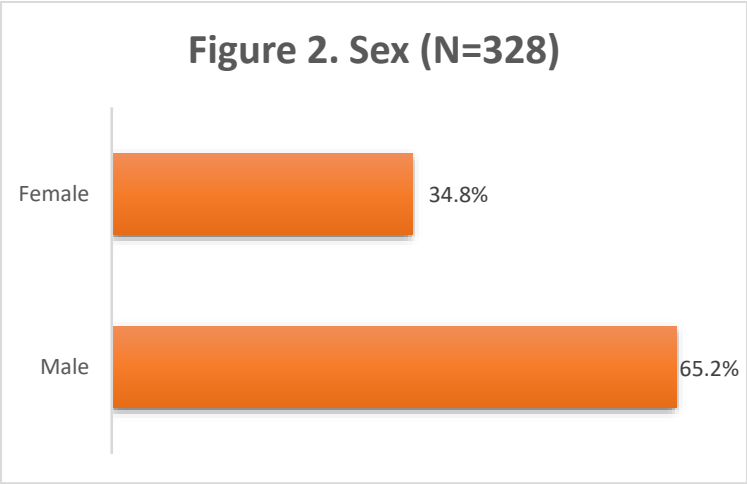
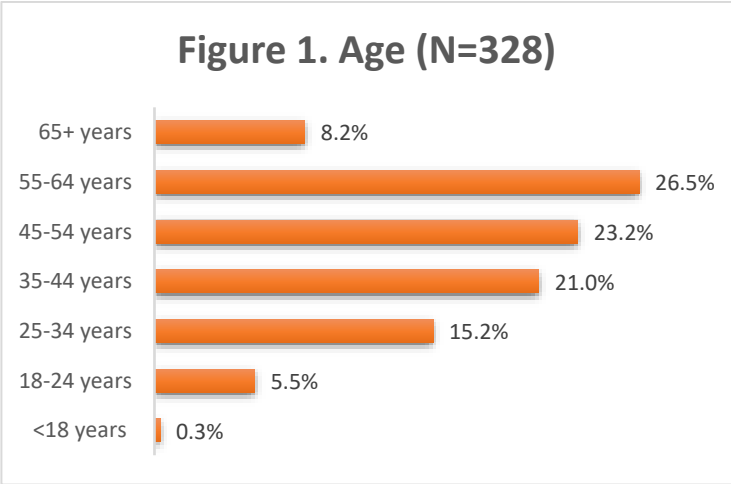
- Cases were mostly male, white, had a high school education or less and between the ages of 35-64 (Figures 1-4).
- Opioids were listed in the cause of death for over half of cases (Figure 6).
- Heroin was listed as one of the substances in the cause of death in about 23% of cases and fentanyl was listed in about 12% of cases (Figure 6).
- Over half of cases reported methamphetamine as one of the substances in the cause of death (Figure 7).
- Approximately 36% of cases had a mental health problem prior to death (Figure 8).
- About 7% of cases had a prior history of overdose (Figure 9).
- About 7% of cases were recently released from a hospital prior to death (Figure 10).

## Questions or comments?

Please contact Nevada OD2A's opioid epidemiologist, Shawn Thomas, MPH, at [shawnt@unr.edu](mailto:shawnt@unr.edu).



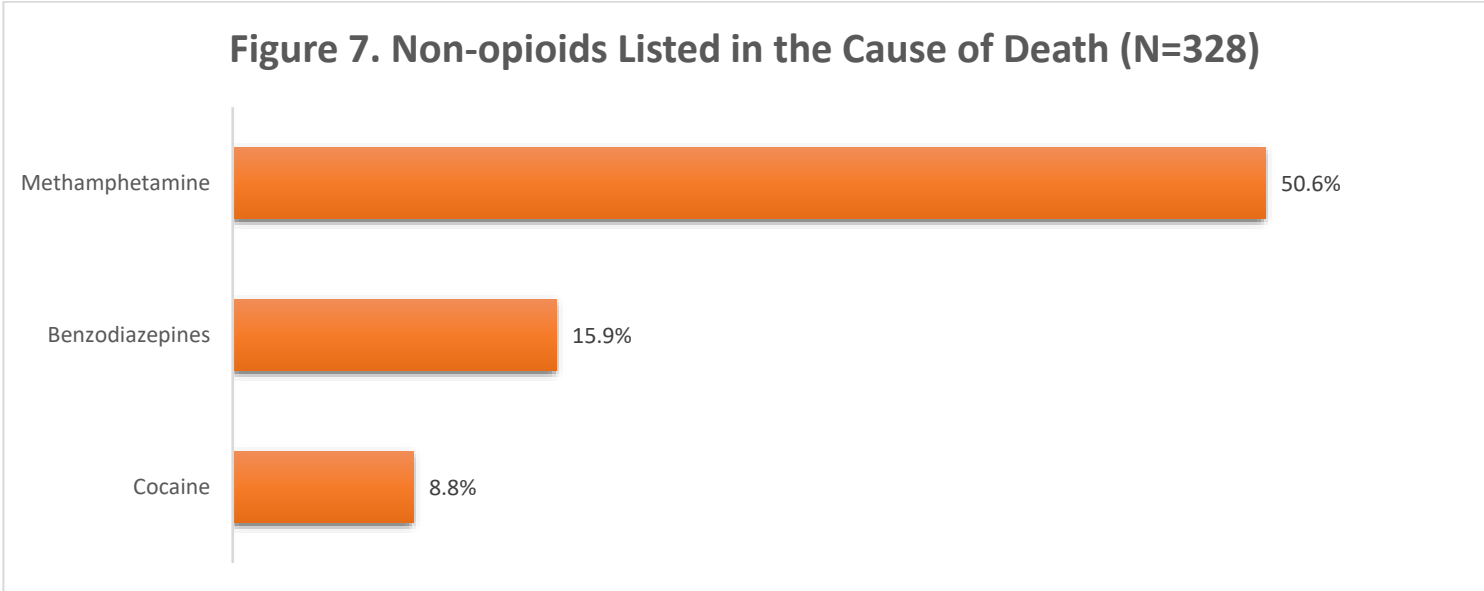
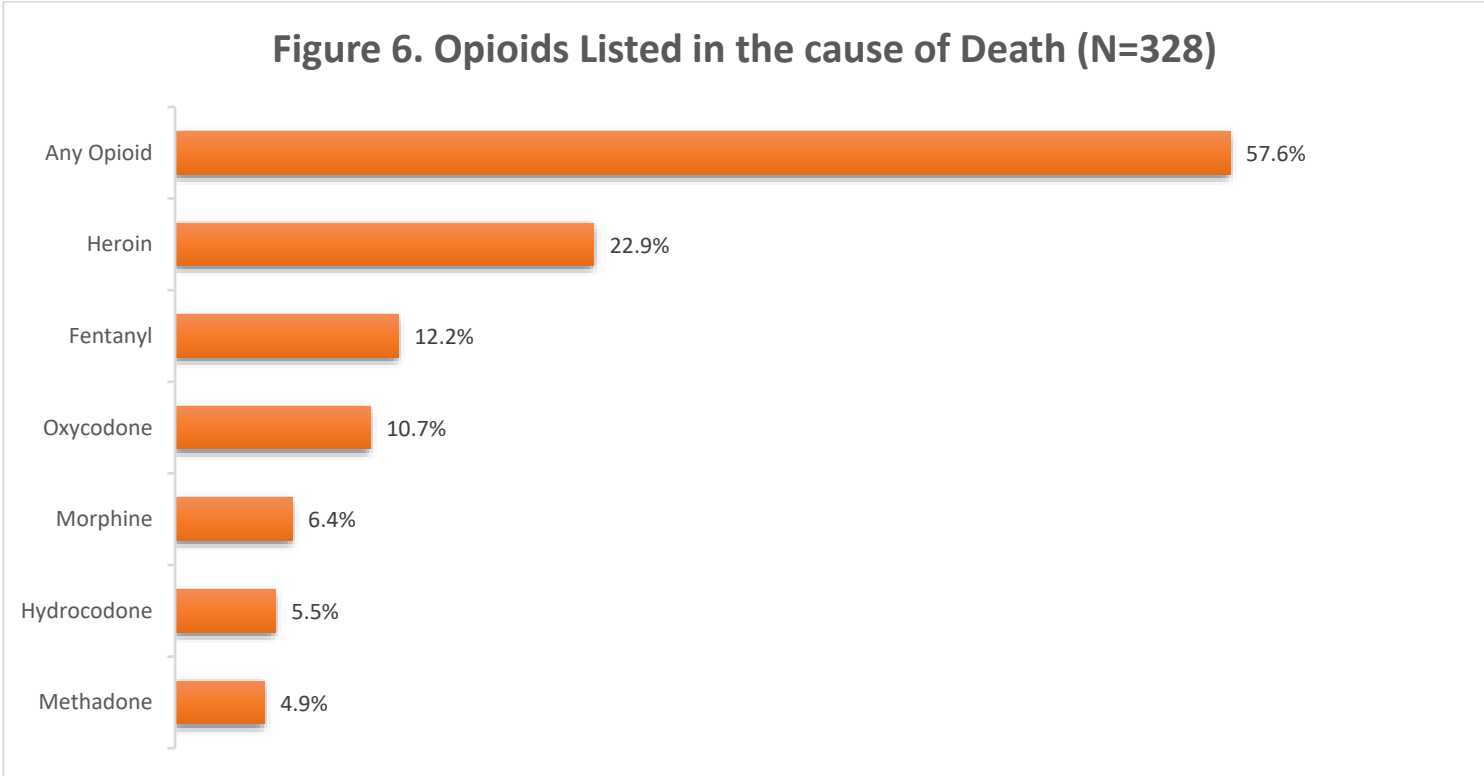
# Section 1: Demographics Characteristics of Cases



\*Data not available for all cases in Figures 3-5. Percentages exclude missing data, so these statistics may not represent the true proportion of case characteristics.

**Summary:** There were 328 drug overdose deaths from January 1, 2019 to June 30, 2019. Overdose deaths occurred most frequently among individuals who were 55-64 years old (26.5%), followed by 45-54 years (23.2%), and 35-44 years (21.0%) (Figure 1). Deaths were more common among males (65.2%) (Figure 2). Over 70% of decedents possessed either a high school diploma/GED (56.9%) or less than a high school education (14.7%) (Figure 3). Cases were mostly White (80.3%), Black (14.1%), and Asian (3.4%) (Figure 4). Approximately 10.4% of cases were Hispanic (Figure 5). In addition, 11.6% of cases were homeless and 10.0% ever served in the armed forces (Appendix, Table 1).

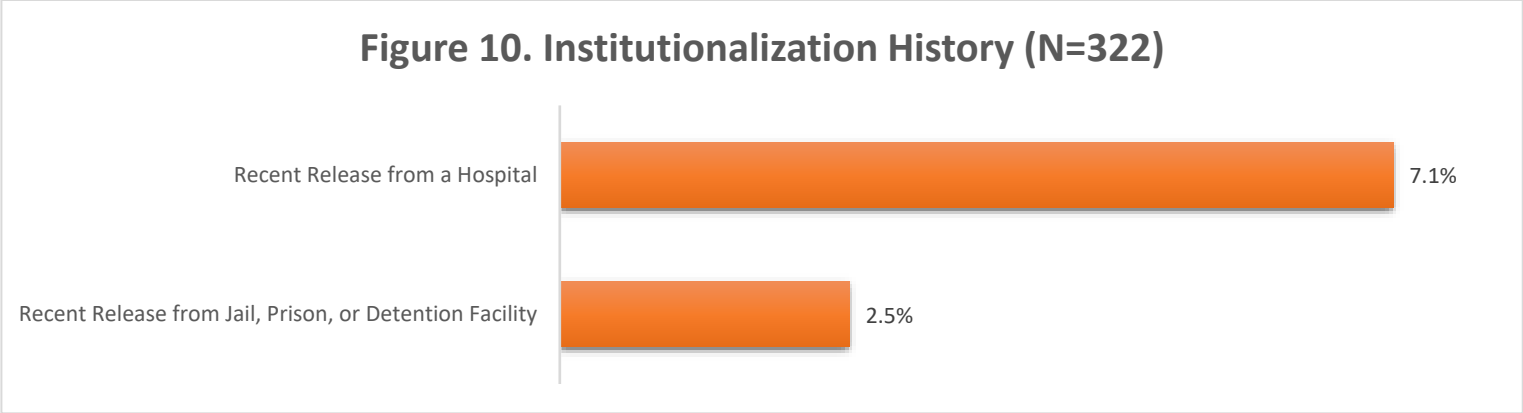
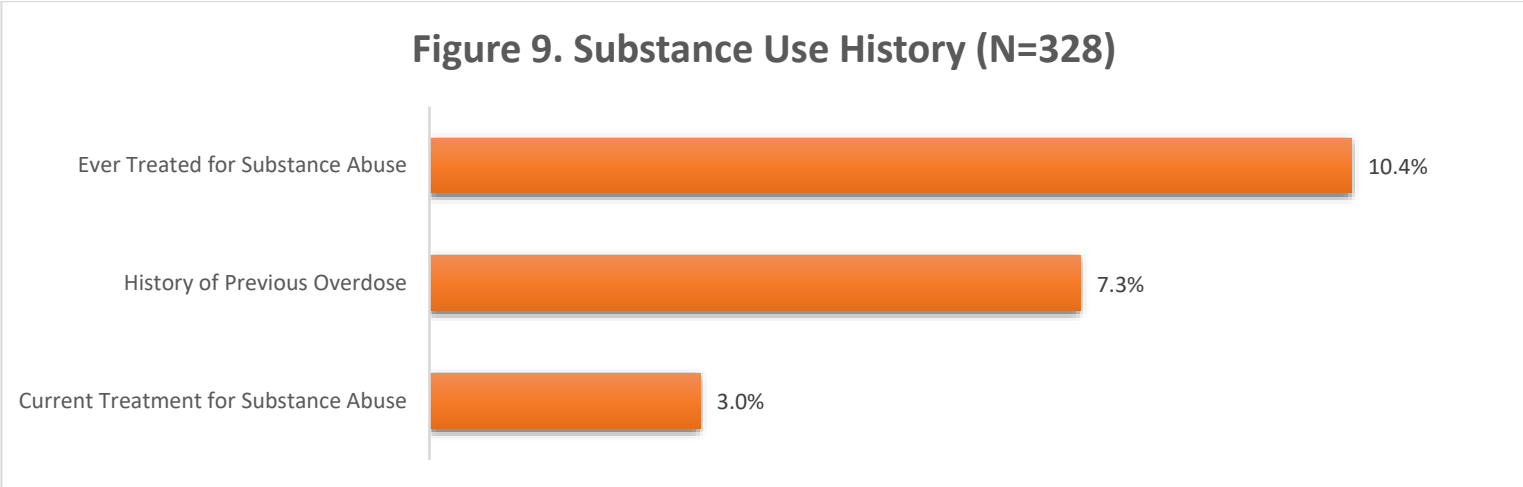
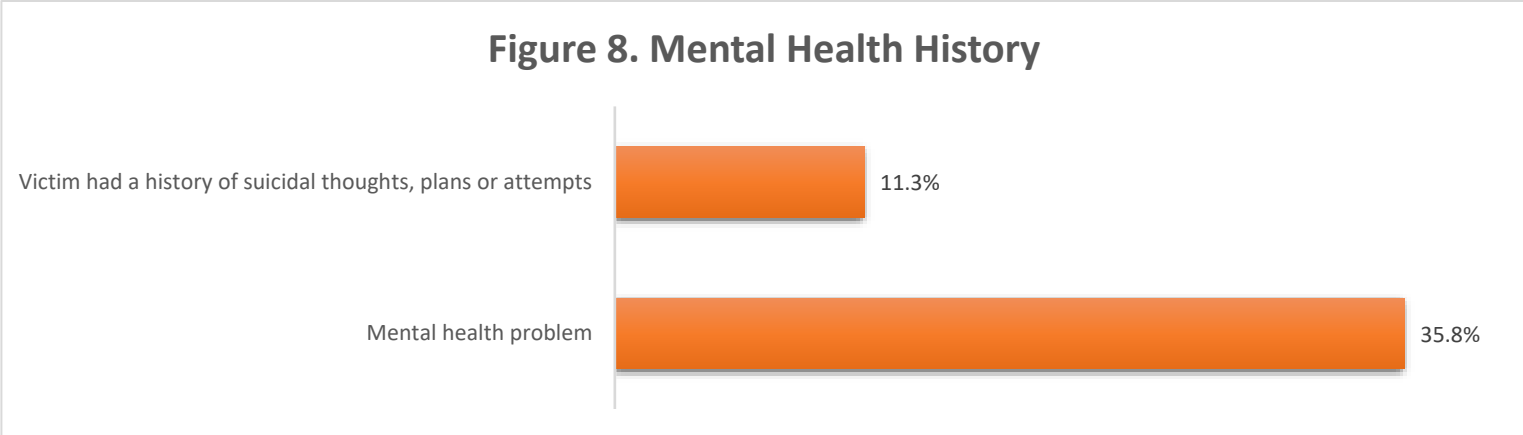
## Section 2: Breakdown of Top Substances Listed on the Cause of Death:



**Note:** Substances listed in Figures 6 and 7 are not mutually exclusive, and decedents may have had multiple substances listed in the cause of death.

**Summary:** The top three opioids listed in the cause of death were heroin (22.9%), fentanyl (12.2%), and Oxycodone (10.7%) (Figure 6). The top three non-opioids listed in the cause of death were methamphetamine (50.6%), benzodiazepines (15.9%), and cocaine (8.8%) (Figure 7).

### Section 3: Mental Health, Substance Use, and Institutionalization Prior to Death:



\*Circumstances prior to death were not available for all cases in Figure 8-10. Percentages exclude missing data and likely underestimate the true proportion of case characteristics.

**Summary:** Among those with known circumstances prior to death, over one-third of decedents had a mental health problem, and 11.3% had a history of thoughts, plans, or attempts of suicide (Figure 8). About 10.4% of decedents were ever treated for substance abuse, 3.0% were currently being treated for substance abuse prior to death, and 7.3% had a previous overdose (Figure 9). About 7.1% of decedents were recently released from the hospital and 2.5% were released from jail, prison, or other detention facility prior to death (Figure 10).

## Section 4: Appendix

**Table 1. Demographic characteristics of unintentional or undetermined overdose related deaths in Nevada from January 1, 2019 to June 30, 2019.**

| Characteristic                   | N   | %     |
|----------------------------------|-----|-------|
| <b>Age (N=328)</b>               |     |       |
| <18 years                        | 1   | 0.3%  |
| 18-24 years                      | 18  | 5.5%  |
| 25-34 years                      | 50  | 15.2% |
| 35-44 years                      | 69  | 21.0% |
| 45-54 years                      | 76  | 23.2% |
| 55-64 years                      | 87  | 26.5% |
| 65+ years                        | 27  | 8.2%  |
| <b>Sex (N=328)</b>               |     |       |
| Male                             | 214 | 65.2% |
| Female                           | 114 | 34.8% |
| <b>Education Level (N=306)*</b>  |     |       |
| Less than HS                     | 45  | 14.7% |
| HS/GED                           | 174 | 56.9% |
| Some College                     | 37  | 12.1% |
| Associates                       | 21  | 6.9%  |
| Bachelors                        | 24  | 7.8%  |
| Masters/Doctorate                | 5   | 1.6%  |
| <b>Race (N=319)*</b>             |     |       |
| White                            | 256 | 80.3% |
| American Indian/Alaskan Native   | 2   | 0.6%  |
| Black                            | 45  | 14.1% |
| Asian                            | 11  | 3.4%  |
| Native Hawaiian/Pacific Islander | 5   | 1.6%  |
| <b>Ethnicity (N=328)</b>         |     |       |
| Hispanic                         | 34  | 10.4% |
| Not Hispanic                     | 294 | 89.6% |
| <b>Homeless (N=303)*</b>         |     |       |
| Yes                              | 35  | 11.6% |
| <b>Military (N=310)*</b>         |     |       |
| Yes                              | 31  | 10.0% |

\*Missing data excluded.

**Table 2. Top substances listed in the cause of death of unintentional or undetermined overdose related deaths in Nevada from January 1, 2019 to June 30, 2019**

| Type of Substance  | N=329 | %     |
|--------------------|-------|-------|
| <b>Opioids</b>     |       |       |
| Any Opioid         | 189   | 57.6% |
| Prescription       |       |       |
| Hydrocodone        | 18    | 5.5%  |
| Morphine           | 21    | 6.4%  |
| Oxycodone          | 35    | 10.7% |
| Heroin             | 75    | 22.9% |
| Fentanyl           | 40    | 12.2% |
| Methadone          | 16    | 4.9%  |
| <b>Non-opioids</b> |       |       |
| Methamphetamine    | 166   | 50.6% |
| Benzodiazepines    | 52    | 15.9% |
| Cocaine            | 28    | 8.8%  |

Note: Substances are not mutually exclusive.

**Table 3. Mental health, substance use, and institutionalization history preceding death for unintentional or undetermined overdose related deaths in Nevada from January 1, 2019 to June 30, 2019.**

| Characteristic                                                        | N   | %     |
|-----------------------------------------------------------------------|-----|-------|
| <b>Mental health</b>                                                  |     |       |
| Mental health problem (N=299)*                                        | 107 | 35.8% |
| Victim had a history of suicidal thoughts, plans or attempts (N=301)* | 34  | 11.3% |
| <b>Substance abuse (N=328)</b>                                        |     |       |
| Ever treated for substance abuse                                      | 34  | 10.4% |
| Current treatment for substance abuse                                 | 10  | 3.0%  |
| History of previous overdose                                          | 24  | 7.3%  |
| <b>Institutionalized (N=322)*</b>                                     |     |       |
| Recent Release from Jail, Prison, or Detention Facility               | 8   | 2.5%  |
| Recent Release from Hospital                                          | 23  | 7.1%  |

\*Missing data excluded. Circumstances prior to death were not available for all cases. These findings likely underestimate the true proportion of case characteristics.